

# **ramsey** RF Shielded Test Enclosures

- ✓ Wireless Device Testing
- ✓ Forensics Isolation
- ✓ 802.11a/b/g/n, WLAN, & WiFi
- ✓ Cellular, PCS, GSM, & 3G
- ✓ Pagers, Transmitters, & Receivers
- ✓ 802.15, Bluetooth, Wibree, ZigBee
- ✓ RFID
- ✓ PCMCIA
- ✓ Notebook & Tablet Computers
- ✓ Blade Servers
- ✓ Dense Packs

**Trust YOUR RF Testing  
To Our Proven  
Patented Design!**



# STE Series RF Shielded Test Enclosures



**RF TIGHT TESTING...  
MADE EASY!**

- ✓ Wireless device testing!
- ✓ Forensics isolation!
- ✓ Perfect for 802.11a, b, g, n, WiMAX
- ✓ Cellular, PCS, GSM, 3G testing
- ✓ 802.15, Bluetooth®, Wibree, RFID, ZigBee testing
- ✓ Wide variety of I/O options
- ✓ Super isolation up to 18 GHz!
- ✓ RF radiating test fixture models for absolute repeatability testing of wireless devices!
- ✓ Stock models to fit all of your custom applications!


**Whatever Your Application Is... We Have You Isolated!**

## THE RF SCREEN ROOM ON YOUR BENCH!

In 1997 Ramsey took the technician out of the large expensive shielded screen room and put his hands and eyes into a portable benchtop RF Shielded Test Enclosure. With thousands placed in service worldwide the patented STE technology became the standard for efficient and cost effective RF isolation testing. That legacy has continued with a wide variety of STE's to suit every RF test application and the size requirements you have today. Our exclusive double lip gasket technology assures an RF tight seal each and every time. Steady-hold hinges maintain the opening at any location and prevent gasket compression due to prolonged closure pressure when not in use. Our STE2800 and STE3800 STE's feature our RTF Radiating Test Fixture with a built-in broadband antenna to properly test wireless communications devices with guaranteed repeatability. All of the STE's feature a wide variety of available I/O connection and interface options and RF filtered feed-throughs. All available to fit your custom requirements with the pricing and delivery of a stock unit!

### STE2200


The "Portable Test Box" or STE2200 evolved from its big brother the STE3000B. Designed specifically for TDMA, CDMA, AMPS, PCS, GSM and other small communication devices, it is constructed to the same precision-machined tolerances as our patented STE3000B to maintain an exceptionally well shielded environment. Heavy duty, rugged .090 and .125 aluminum is used throughout and our double lip, high performance gaskets are used at all joint locations assuring a reliable RF tight closure. Oversized hinges and latches are used to provide a physically tight seal every time. RF absorbent foam lines the interior to provide a typical RF attenuation of -90dB @ 3GHz! Perfect for 2.4GHz testing. Input/output connections and options can be configured to match your needs.

	<b>MODEL</b> STE2200	<b>FEATURES</b> <ul style="list-style-type: none"> <li>• RF absorbent foam liner</li> <li>• Exclusive double lip RF tight gasket</li> <li>• Easy release handle</li> <li>• Steady-hold hinge</li> <li>• Designed for compact devices</li> </ul>	<b>CONNECTORS</b> None provided standard.  Custom configured, see options below.	<b>ISOLATION</b> -100dB @ 1GHz -90dB @ 3GHz -80dB @ 6GHz	<b>DIMENSIONS</b> 4 1/2"H x 7 1/4"W x 9 3/4"D 3 1/4"H x 6"W x 8 1/2" D (Nom. Inside Dimensions)	<b>COST</b> \$475.00
---	-------------------------	---	---	---	--	-------------------------

### STE2800

Designed around the STE2200, we took the task of repeatability testing of TDMA, CDMA, AMPS, PCS and GSM phones, and other wireless communications to a new level! For more than a decade Ramsey's RTF Radiating Test Fixture was the standard in pager testing and alignment. Now, designed specifically for such communications devices, the RTF has a built-in embedded antenna to cover 800 MHz to 8 GHz.


A heavy duty universal clamp system allows any phone to be securely clamped into position for testing. Once clamped in, the flat coupling response, together with the high RF Isolation factor, gives you guaranteed repeatability testing. Phone to phone, the measurements will be exact, and will be taken under the identical conditions. An SMA connector is provided standard on the STE2800 for the RTF antenna connection. Other I/O connector options may be ordered separately. For a compact highly reliable enclosure with reliable and repeatable device coupling, the STE2800 is your answer!

	<b>MODEL</b> STE2800	<b>FEATURES</b> <ul style="list-style-type: none"> <li>• Integral RF radiating test fixture (RTF)</li> <li>• Flat Coupling Factor 800MHz - 8 GHz</li> <li>• Provides absolute repeatability testing</li> <li>• Exclusive double lip RF tight gasket</li> <li>• RF absorbent foam liner</li> <li>• Easy release handle</li> <li>• Steady-hold hinge</li> </ul>	<b>CONNECTORS</b> SMA to built-in RTF antenna provided standard.  Additional connectors available, see options below.	<b>ISOLATION</b> -100dB @ 1GHz -90dB @ 3GHz -80dB @ 6GHz	<b>DIMENSIONS</b> 4 1/2"H x 7 1/4"W x 9 3/4"D 3"H x 6"W x 8 1/2" D (Nom. Inside Dimensions Above RTF)	<b>COST</b> \$995.00
---	-------------------------	---	--	---	--	-------------------------

## STE2900


Our broad line of STE series Shielded Test Enclosures were already being used for virtually all wireless LAN device tests. But the daunting task was how to streamline the testing, while reducing the physical space required for simultaneous high volume testing. Our engineers started to work with a number of manufacturers to find out exactly what was needed.

Wow... multiple boards, blades, WAPS and other devices had to be physically mounted in close proximity. They couldn't "talk to each other", they couldn't "talk to the outside world", they had to run cool within their published specs in a small confined space over a long period of time, there needed to be suitable filtered I/O connections, RF feed throughs, RF isolation was critical, and there had to be a lot of them running simultaneously in a small lab. Pretty tall wish list. But once again, Ramsey came through...with flying colors! Also available in dual rack mount and shock mounted road case versions!

	MODEL	FEATURES	CONNECTORS	ISOLATION	DIMENSIONS	COST
	STE2900	<ul style="list-style-type: none"> <li>Designed for WLAN testing</li> <li>Front loading swing away door</li> <li>Dual ventilation or fan forced cooling</li> <li>Exclusive double lip RF tight gasket</li> <li>Universal I/O connector interface plate</li> <li>RF absorbent foam liner</li> <li>Optional security locking latch available</li> </ul>	<p>None provided standard.</p> <p>Custom configured, see options below.</p>	<p>-90dB @ 1GHz</p> <p>-90dB @ 3GHz</p> <p>-80dB @ 6GHz</p>	<p>11"H x 8"W x 14"D</p> <p>10"H x 7"W x 13"D</p> <p>(Nom. Inside Dimensions)</p>	\$1,095.00


## STE2902

If you're looking for the ultimate test enclosure system for your dense pack test environment, the STE2902 is your answer! Designed for space saving 19" rack mounting, the STE2902 contains TWO STE2900 WLAN test enclosures in one single 7 rack unit (12 1/4" high) package! The integrated custom rack shelf provides mounting and support for use in your standard 19" racks. Front loading doors swing away to the left for easy installation and access to your DUT. Also available in a shock mounted road case for easy travel and setup.

	MODEL	FEATURES	CONNECTORS	ISOLATION	DIMENSIONS	COST
	STE2902	<ul style="list-style-type: none"> <li>Dual rack mount configuration</li> <li>Designed for WLAN testing</li> <li>Front loading swing away doors</li> <li>Dual ventilation or fan forced cooling</li> <li>Exclusive double lip RF tight gaskets</li> <li>Universal I/O connector interface plates</li> <li>RF absorbent foam liner</li> <li>Optional security locking latches available</li> </ul>	<p>None provided standard.</p> <p>Custom configured, see options below.</p>	<p>-90dB @ 1GHz</p> <p>-90dB @ 3GHz</p> <p>-80dB @ 6GHz</p>	<p>12.2"H x 19"W x 17.4"D</p> <p>10"H x 7"W x 13"D</p> <p>(Nom. Inside Dimensions per chamber)</p>	\$2,195.00

## STE2902C


A large number of manufacturers requested a dual rack mount test system in a stand alone package. This was for benchtop and field use, where existing 19" rack cabinets were not available. We took our highly popular STE2902 dual WLAN test enclosure and installed it in a high impact shock road case! This provided not only a self contained test system, but a convenient method to ship the STE2900 system! Special rear mount supports are included to withstand shipping and road abuse. As a plus, the shock cases are "keyed" on the top and bottom to provide locked stacking of multiple units. All this in a case that measures 19.2" high!

	MODEL	FEATURES	CONNECTORS	ISOLATION	DIMENSIONS	COST
	STE2902C	<ul style="list-style-type: none"> <li>Dual rack mount shock case configuration</li> <li>Designed for WLAN testing</li> <li>Front loading swing away doors</li> <li>Dual ventilation or fan forced cooling</li> <li>Exclusive double lip RF tight gaskets</li> <li>Universal I/O connector interface plates</li> <li>RF absorbent foam liner</li> <li>Optional security locking latches available</li> </ul>	<p>None provided standard.</p> <p>Custom configured, see options below.</p>	<p>-90dB @ 1GHz</p> <p>-90dB @ 3GHz</p> <p>-80dB @ 6GHz</p>	<p>19.25"H x 25"W x 22.5"D</p> <p>10"H x 7"W x 13"D</p> <p>(Nom. Inside Dimensions per chamber)</p>	\$2,495.00

## STE3000B

The RF Test Enclosure that started it all! How do you troubleshoot, tune, align, and test a device in an RF free and interference free environment? Well, up until now you had to invest in a very expensive RF screen room. Our patented STE3000B brought that technology right down to your bench, and the cost all the way down to affordable!


Now you can work and see inside the box rather than sit inside an expensive screen room. Working access is made possible with our custom designed silver impregnated, ultra fine mesh gloves. These gloves offer an RF tight seal to the box yet give you excellent manual dexterity and hands on access to devices under test. Once the cover is closed, a large RF tight viewing window overlooks the entire working area that is illuminated with built-in noise free lighting. It doesn't get much easier than that! All I/O connections and options are milled into a removable 304 stainless steel panel to allow for future changes. Simply choose the I/O's and interfaces you require when ordering, and the STE3000B will be custom designed to your spec. Sounds too good to be true? We thought so too; that's why we have a patent on it!

	MODEL	FEATURES	CONNECTORS	ISOLATION	DIMENSIONS	COST
	STE3000B	<ul style="list-style-type: none"> <li>RF absorbent foam liner</li> <li>Exclusive double lip RF tight gasket</li> <li>Universal I/O connector interface plate</li> <li>RF tight "hands-on" silver mesh gloves</li> <li>RF tight illuminated viewing window</li> <li>Gas filled cover strut</li> <li>Designed for hands-on adjustment and alignment of devices</li> </ul>	<p>6 pole filtered 120VAC AC outlet strip; 6 pole filtered barrier strip feedthrough.</p> <p>Custom configured, see options below</p>	<p>-90dB @ 1GHz</p> <p>-90dB @ 3GHz</p> <p>-80dB @ 6GHz</p>	<p>12 3/4"H x 18"W x 12"D</p> <p>8"H x 16 3/4"W x 10 1/2"D</p> <p>(Nom. Inside Dimensions)</p>	\$1,295.00

## STE3000F

Just as Ramsey led the field in RF isolation test products for pager, two way, cellular, PCS, and WLAN testing, we were right there to support the forensic industry in their requirements for data isolation and collection of wireless communications devices! Forensic investigation of cell phones, PDA's, and other hand-held wireless devices specifically requires complete hands-on manipulation of the wireless device to identify and extract data while maintaining complete RF isolation from the outside world.


We started with our patented STE3000B enclosure with two RF isolated hands-on gloves to provide complete hands-on access to the device. Viewing of the device is provided through the RF isolated illuminated viewing window. A RF filtered 6 outlet internal power strip is included to maintain power to the DUT throughout test and observation to prevent possible loss of data. From there, we pre-customized the enclosure for the typical forensic application. We included an RF filtered RS-232 serial bulkhead feedthru connector and an RF filtered USB1.1 data port bulkhead feedthru to give you data access to the wireless device under test or observation. Additional I/O connectors may be ordered to suite your specific needs. Looking for the standard in forensic testing? We have you covered.

	MODEL	FEATURES	CONNECTORS	ISOLATION	DIMENSIONS	COST
	STE3000F	<ul style="list-style-type: none"> <li>Designed specifically for forensic wireless device isolation and data retrieval</li> <li>RF absorbent foam liner</li> <li>Exclusive double lip RF tight gasket</li> <li>Universal I/O connector interface plate</li> <li>RF tight "hands-on" silver mesh gloves</li> <li>RF tight illuminated viewing window</li> <li>Gas filled cover strut</li> </ul>	6 pole filtered 120VAC AC outlet strip; 6 pole filtered barrier strip feedthrough, filtered RS-232 serial feedthru, filtered USB1.1 feedthru  Additional connectors available, see options below.	-90dB @ 1GHz -90dB @ 3GHz -80dB @ 6GHz	12¾"H x 18"W x 12"D 8"H x 16¾"W x 10½"D (Nom. Inside Dimensions)	\$1,495.00

## STE3300

Designed from the ground up to be functional, fast, and convenient for the design, production, testing, and maintenance of wireless LAN, Bluetooth, and other microwave frequency applications. Durability is assured because the STE3300 is constructed of rugged .090 and .125 aluminum with dual heavy-duty latches.


Unmatched RF isolation is achieved by the use of the two rows of high performance flexible RF gaskets. The entire interior is lined with RF absorbent foam that provides 24dB reflective attenuation to eliminate nulls and hotspots. The inside working space is large enough to test your devices as a complete system or use multiple enclosures to eliminate interference between work stations. A large variety of connector options are available for specific customer applications. All connectors are milled into a removable 304 stainless steel panel to allow for future requirements when needed.

	MODEL	FEATURES	CONNECTORS	ISOLATION	DIMENSIONS	COST
	STE3300	<ul style="list-style-type: none"> <li>RF absorbent foam liner</li> <li>Exclusive double lip RF tight gasket</li> <li>Universal I/O connector interface plate</li> <li>Easy release latch system</li> <li>Steady-hold hinge system</li> <li>Designed to test complete systems</li> </ul>	None provided standard.  Custom configured, see options below.	-90dB @ 2GHz -90dB @ 4GHz -80dB @ 6GHz	9¾"H x 18"W x 12"D 8¼"H x 16¾"W x 10¾"D (Nom. Inside Dimensions)	\$895.00

## STE3500

Designed specifically for Wireless Communications circuit board production testing where there is a need for a large footprint for isolating oversized boards and minimal height to allow for easy device placement. The lid opens automatically using the internally mounted dual precision air pistons once the dual heavy duty latches are released.


Construction meets the same standards as our popular STE3300 and incorporates the same double gasketed lid to provide the highest attenuation factor at the best value. The I/O panel is located close to the bottom of the rear panel to keep the cabling as close to the device under test as possible. All connectors are milled into a removable 304 stainless steel panel to allow for future requirements when needed.

	MODEL	FEATURES	CONNECTORS	ISOLATION	DIMENSIONS	COST
	STE3500	<ul style="list-style-type: none"> <li>RF absorbent foam liner</li> <li>Exclusive double lip RF tight gasket</li> <li>Universal I/O connector interface plate</li> <li>Easy release latch system</li> <li>Dual gas filled cover struts</li> <li>Designed to test complete systems</li> </ul>	None provided standard.  Custom configured, see options below.	-90dB @ 2GHz -90dB @ 4GHz -80dB @ 6GHz	9"H x 22"W x 17"D 8½"H x 18¾"W x 15¾"D (Nom. Inside Dimensions)	\$1,195.00

## STE3600

One of our newest RF test enclosures designed for complete laptop integrated WLAN and Bluetooth testing. It's large 16" W x 24" D is designed to be either desktop mounted or to be integrated on a standard 19" sliding rack shelf. Dual gas struts provide easy top cover lifting for full top access to insert the largest laptop computer inside for RF isolated tests and measurements. A front handle is included to assist in carrying the STE as well as front rack mount sliding.

Construction meets the same standards as our popular STE3300 and incorporates our exclusive double RF gasketed cover to provide the highest attenuation available. The universal I/O panel is located on the rear of the enclosure to provide easy cabling inside sliding rack mount installations. For full size laptop testing and measurement, the STE3600 will fit your bill!


	MODEL	FEATURES	CONNECTORS	ISOLATION	DIMENSIONS	COST
	STE3600	<ul style="list-style-type: none"> <li>Designed for wide format laptops and other large scale wireless equipment</li> <li>RF absorbent foam liner</li> <li>Exclusive double lip RF tight gasket</li> <li>Universal I/O connector interface plate</li> <li>Easy release latch system</li> <li>Dual gas filled cover struts</li> <li>Dual ventilation or fan forced cooling</li> </ul>	None provided standard.  Custom configured, see options below.	-90dB @ 2GHz -90dB @ 4GHz -80dB @ 6GHz	12"H x 17"W x 24"D 11"H x 16"W x 23"D (Nom. Inside Dimensions)	\$1,625.00

### STE3800

If you are looking for the ultimate enclosure for TDMA, CDMA, AMPS, PCS, GMS, P2T, PDA, and other wireless communications devices the STE3800 is the enclosure for you. The STE3800 is configured with a built-in Ramsey RTF Radiating Test Fixture to give you flawless go/no-go testing with guaranteed repeatability.

It is designed around the STE3300 to give you a whopping 5½"H x 15¼"W x 9¼"D inside working space. The RTF provides a broad-band coupling response from 800 MHz all the way up to 8 GHz. The heavy duty universal clamp system positions and holds the device under test in an exact position that can be easily duplicated for repeatability. Because frequent tests require the operator to visually inspect the device display (cell phone, PCS phone, etc.), the STE3800 features a large RF tight viewing window that overlooks the entire working area. The entire display and any indicators, LED's etc. located on the device can easily be seen throughout the test process!


Double thickness 24dB RF absorbent foam lines the entire work area for a flat response. As with the STE3300, double row RF gaskets are used to provide RF isolation up to -90dB at 4GHz. A Type-N female connector is provided standard for the RTF antenna connection, and is located on the removable 304 stainless steel I/O panel that can be custom configured with any available I/O options.

	<b>MODEL</b> STE3800	<b>FEATURES</b> <ul style="list-style-type: none"> <li>• Integral RF radiating test fixture (RTF)</li> <li>• Flat Coupling Factor 800MHz - 8 GHz</li> <li>• Provides absolute repeatability testing</li> <li>• RF tight illuminated viewing window to see device displays and indicators</li> <li>• 1" RF absorbent foam liner for a flatter response</li> <li>• Exclusive double lip RF tight gasket</li> <li>• Universal I/O connector interface plate</li> </ul>	<b>CONNECTORS</b> Type-N to built-in RTF antenna provided standard.  Additional connectors available, see options below.	<b>ISOLATION</b> -90dB @ 2GHz -90dB @ 4GHz -80dB @ 6GHz	<b>DIMENSIONS</b> 12¾"H x 18"W x 12"D 5½"H x 15¼"W x 9¼"D (Nom. Inside Dimensions Above RTF)	<b>COST</b> \$1,995.00
---	-------------------------	---	---	--	---	---------------------------

### STE4400


High performance RF test enclosure specifically engineered for the production floor! Designed to the same exacting specifications of the STE3300, the STE4400 offers a unique swing-down front door opening for easy device placement and removal. Easily accommodates a laptop computer to fit any test application.

Extra deep work space accommodates the largest devices. Like the STE3300, your custom I/O configuration is milled into a removable 304 stainless steel panel to allow for future requirements when needed, giving you off the shelf delivery of your custom order!

	<b>MODEL</b> STE4400	<b>FEATURES</b> <ul style="list-style-type: none"> <li>• RF absorbent foam liner</li> <li>• Exclusive double lip RF tight gasket</li> <li>• Universal I/O connector interface plate</li> <li>• Large hinge-down front door</li> <li>• Designed for your own test fixtures</li> </ul>	<b>CONNECTORS</b> None provided standard.  Custom configured, see options below.	<b>ISOLATION</b> -90dB @ 2GHz -90dB @ 4GHz -80dB @ 6GHz	<b>DIMENSIONS</b> 15½"H x 22½"W x 19"D 14¼"H x 21¼"W x 17½"D (Nom. Inside Dimensions)	<b>COST</b> \$1,725.00
--	-------------------------	--	---	--	--	---------------------------

### STE4500


The popularity of the STE4400's larger size along with the patented hands-on manipulability of the STE3000B brought you the STE4500! The exclusive RF tight hands-on silver mesh gloves and illuminated viewing window are integral to the large 22.5"W x 18" H wide front of the enclosure. Dual gas filled struts hold the hinged top open for easy access for the largest devices, including laptops! Like other STE series enclosures, a universal stainless steel I/O connector interface plate is used to provide you any combinations of "custom" milled connectors and I/O's that you may require. See the options below.

	<b>MODEL</b> STE4500	<b>FEATURES</b> <ul style="list-style-type: none"> <li>• Designed for hands-on manipulation of larger devices under test</li> <li>• Exclusive double lip RF tight gasket</li> <li>• Universal I/O connector interface plate</li> <li>• RF tight "hands-on" silver mesh gloves</li> <li>• RF tight illuminated viewing window</li> <li>• Dual gas filled cover struts</li> </ul>	<b>CONNECTORS</b> None provided standard.  Custom configured, see options below.	<b>ISOLATION</b> -90dB @ 2GHz -90dB @ 4GHz -80dB @ 6GHz	<b>DIMENSIONS</b> 19"H x 22½"W x 15½"D 18"H x 21¼"W x 14"D (Nom. Inside Dimensions)	<b>COST</b> \$2,395.00
---	-------------------------	---	---	--	--	---------------------------

### STE5000


The STE5000 enclosure represents a breakthrough in RF shielded enclosure design and value. The enclosure is roomy enough to hold even 19" rack sized instruments and provides -110dB of shielding, enabling one to test anywhere in your facility!

The box is constructed of type 304 stainless steel and lined with microwave absorbent foam. Our unique double lip gasketed closure maintains maximum shielding while allowing a full 24" X 18" opening. Heavy-duty hinges and latches plus interior bracing insures the physical integrity of the enclosure. RF attenuation is -110 dB at 1GHz, and -80dB at 18GHz! A 3.5" x 6" precision machined removable 304 stainless steel panel has been integrated into the design of the enclosure. Also available with our exclusive RF Tight illuminated viewing window in the STE5100.

	<b>MODEL</b> STE5000	<b>FEATURES</b> <ul style="list-style-type: none"> <li>• Designed for full size and rack mounted equipment testing</li> <li>• RF absorbent foam liner</li> <li>• Exclusive double lip RF tight gasket</li> <li>• Universal I/O connector interface plate</li> <li>• Large sturdy stainless construction</li> </ul>	<b>CONNECTORS</b> None provided standard.  Custom configured, see options below.	<b>ISOLATION</b> -110dB @ 1GHz -100dB @ 3GHz -95dB @ 6GHz -80dB @ 18GHz	<b>DIMENSIONS</b> 19"H x 25"W x 25"D 17½"H x 23½"W x 23½"D (Nom. Inside Dimensions)	<b>COST</b> \$3,495.00
---	-------------------------	--	---	---	--	---------------------------

## STE5100

The stainless steel STE5000 set records for both equipment compatibility and reliability in a high volume manufacturers environment. Designed to fit the largest equipment inside for rock solid EMI and RF isolated tests and measurements. Built to the same design specifications as the STE5000 above, the STE5100 also includes our exclusive illuminated RF tight viewing window on the front door. Now you can see indicators, displays, and screens on your DUT inside the STE while the tests are underway. Critically important for laptops, wireless terminals, and other devices that must be seen under test.

	MODEL	FEATURES	CONNECTORS	ISOLATION	DIMENSIONS	COST
	STE5100	<ul style="list-style-type: none"><li>RF tight illuminated viewing window to see device displays and indicators</li><li>Large sturdy stainless construction</li><li>Designed for full size and rack mounted equipment testing with visual displays</li></ul>	None provided standard.  Custom configured, see options below.	-110dB @ 1GHz -100dB @ 3GHz -95dB @ 6GHz -80dB @ 18GHz	19"H x 25"W x 25"D 17 1/2"H x 23 1/2"W x 23 1/2"D (Nom. Inside Dimensions)	\$3,995.00

**AMPS, CDMA, TDMA, PCS, GSM, 3G, RFID, PDA, ZigBee, Bluetooth®, Wibree, 802.11a, b, g, n, WiFi, WIMAX, WLAN, PCMCIA, USB, QNC, P2T, Forensics, Flex®, Reflex®, POCSAG, Golay...**

**YOU NAME IT, WE'VE GOT YOU ISOLATED!**

### CUSTOM CONFIGURATION OPTIONS

RF Feedthrough:	BNC, TNC, SMA, SMB, UHF, Type-N
Fiber Optic:	Fiber optic bulkhead feedthrough, ST, FC
Dust Covers:	Dust cover caps with security chains available for all RF feedthrough connectors
RF Filtered Data:	DB9 (10pf), DB9 (100pF), DB9 (1000pF), DB15 (100pF), DB15 (1000pF), DB25 (310pF), DB25 (1000pF), DB37 (310pF), DB37 (1000pF), RJ11/DB9 Filtered, RJ45/DB9 Filtered, USB1/DB9 Filtered
Power Connections:	4-Pole filtered barrier strip feed through, 6-Pole filtered barrier strip feed through, internal surge protected power strips (110VAC, 220VAC International)
Ventilation Options:	Dual side mounted RF filtered vents with single filtered exhaust muffin fan, passive vent only
RF Safety Inhibit Option:	Provides RF relay to automatically switch circuit to internal load when cover is opened
RF Absorbent Foam:	Standard 1/2" thick RF absorbent foam liner provides 24 dB attenuation. 1" thick foam is standard on the STE3800 and available as an option to provide a flatter response
Fiber Transceiver:	Icron Technologies USB 2.0 Fiber Transceiver System available for devices up to 480 Mb/s

*Note: RF Isolation specs are measured at 1M with terminated RF feedthrough coaxial connectors installed. Actual isolation & attenuation can be affected by adding additional filtered and non-filtered connectors. Check with Ramsey for specific connector specifications.*

*STE series I/O interfaces, connectors, and options are frequently updated. Check with Ramsey Electronics for updates.*

*Prices, availability, and specifications are subject to change.*

**Configuring and ordering the STE Shielded Test Enclosure to fit YOUR application is easy...  
Just fill out the worksheet on the following page!**

## STE ORDERING INFORMATION WORKSHEET

### 1. Select STE model series.

### 2. Determine what RF Feedthrough Connectors are required and quantity desired:

- BNC female
- TNC female
- SMA female
- SMB female
- UHF female
- Type-N female
- Fiber Optic feedthrough, ST
- Fiber Optic feedthrough, FC
- Other \_\_\_\_\_

### 3. Determine what RF filtered data connections are desired:

- DB9 (10pf)
- DB9 (100pf)
- DB9 (1000pf)
- DB15 (100pf)
- DB15 (1000pf)
- DB25 (310pf)
- DB25 (1000pf)
- DB37 (310pf)
- DB37 (1000pf)
- RJ11/DB9 adapter kit
- RJ45/DB9 adapter kit
- USB1.0 & USB1.1/DB9 adapter kit
- Other \_\_\_\_\_

### 4. Determine what bulkhead terminal connections are desired:

- 4-Pole filtered barrier strip, 100VDC/20A
- 4-Pole filtered barrier strip, 250VAC/20A
- 6-pole filtered barrier strip, 100VDC/20A
- 6-pole filtered barrier strip, 250VAC/20A
- Inside surge protected 110VAC outlet strip
- Other \_\_\_\_\_

### 5. Determine what other special options may be desired:

- RF safety inhibit interlock
- Ventilation, forced air
- Ventilation, passive vent
- Lighting
- Viewing window
- Additional RF absorbent foam
- Fiber transceiver for high speed data (USB2.0, etc.)
- Ethernet Gigabit
- Other \_\_\_\_\_

#### **IMPORTANT!**

STE series I/O interfaces, connectors, and options are frequently updated. If you don't see what you're looking for, there's a good chance it has already been added to available options!

Give us a call, or visit  
[www.ramseytest.com](http://www.ramseytest.com)

6. Call our friendly service representatives to work up your configuration! 800-446-2295 or 585-924-4560